



Memorandum

To: Board of Trustees

From: David DeSantis, Director of Education

Prepared by: Breanne Bradshaw, Superintendent of Finance and Business Services

Date: June 21, 2022

Subject: 2022-23 Board Budget

Priority

Resource Management

Strategic Direction

Efficiently and Effectively Allocate the Resources of the ALCDSB

UN Sustainable Development Goal

Goal 4: Quality Education

Goal

Protect the Assets and Resources of the Board

Action/Strategy

Develop short and long-term financial and operational strategies that will provide for a balanced budget.

Issue

To present the Board of Trustees with an overview of the 2022-23 budget.

Background

Section 232(1) of the *Education Act* requires that “every board, before the beginning of each fiscal year...shall prepare and adopt estimates of its revenues and expenses for the fiscal year”.

At the April 12, 2022 Finance and Operations Committee meeting, Trustees were presented with a funding update for the 2022-23 year (attached as Appendix G). This update summarized a series of “B” and “SB” Memoranda released by the Ministry of Education on February 17 and March 25, 2022 outlining education funding for the 2022-23 school year. These funding details along with the Board’s multi-year strategic plan and a goal of preserving student supports put in place over the last two years as we move into a post-pandemic reality, formed the foundation of the budget.

Below is a summary of the budget information which was presented to Trustees at the June 14, 2022 Finance and Operations Committee meeting.

Enrolment – Appendices A1 and A2

Average daily enrolment (ADE) projections were arrived at predominantly based on current year enrolment figures, projections for new enrolments based on trend analysis, and input from school administrators. Preliminary forecasts present a decline of 75.5 pupils in elementary and 17.39 pupils in secondary relative to the 2021-22 revised estimates.

The decline in elementary enrolment is largely in first year kindergarten and partially in primary (grades 1 to 3) so staff are hopeful that throughout June and the summer months, elementary schools will see enrolment increase as schools continue to communicate registration processes and families continue to enroll their children in kindergarten.

In secondary, the decline is mostly attributed to grade 9 and fifth-year students. Again, staff are hopeful that schools will see enrolment increase before the fall.

Adult and continuing education enrolment was estimated conservatively showing an overall decline of 2.19 pupils compared to the 2021-22 revised estimates.

Overall, this is a 0.69% decline in board-wide enrolment compared to 2021-22 revised estimates.

Staffing Summary – Appendix B

Overall staffing levels are planned to remain relatively consistent with the 2021-22 year with a few exceptions. The full-time equivalent (FTE) for classroom instructors and ECE’s are expected to decrease based on the projected decline in enrolment. In 2021-22, the Board received some temporary funding for COVID staffing supports which was partially used to hire temporary Educational Assistants which will end as of June 30, 2022 so those positions will not continue into 2022-23. And Learning Resource Assistants’ FTE has been decreasing over the last 2-3 years and will be a zero for 2022-23.

Revenue – Appendix C

General Operating Allocation grants (prior to Capital Grants) are estimated to be \$148.7 million which is \$3.6 million (2.49%) higher than the 2021-22 revised estimates. Most of the increase is attributable to the COVID-19 Learning Recovery Fund of \$2.1 million which was a Priorities and

Partnerships Fund (PPF) grant in 2021-22 and is moving into the Grants for Student Needs (GSN) in 2022-23 and a 1% increase in non-executive salary benchmarks.

The following other revenue changes are noteworthy when comparing the 2022-23 draft budget to the 2021-22 revised estimates:

- Minor Tangible Capital Assets (TCA) revenue is estimated to decrease by \$1.7 million. This is because the Board is planning to utilize more of this funding on capital costs in 2022-23. Namely \$1.35 million from accumulated surpluses for furniture, equipment, and IT infrastructure for Kingston West Catholic Elementary School and St. Joseph's Catholic Elementary School in addition to \$400,000 to implement the device equity plan across the School Board.
- Other Provincial Grants are estimated to decrease by \$4 million which is mostly attributable to COVID-19 funding not continuing into next year and some Priorities and Partnerships Funding that moved into the Grants for Student Needs.
- Fees and revenue from other sources has increased \$524,000 mainly from an estimate for the board's fuel escalator which offsets increased diesel prices for student transportation above the Ministry's pegged fuel rate.
- Amortization of Deferred Capital Contributions has increased by \$1.2 million. This increase is directly offset by an increase in Amortization Expense (i.e. no impact on surplus/deficit) and is due to higher capital spending in recent years and a Ministry change in the useful life of computer hardware from 5 years to 3 years.

The draft 2022-23 revenue budget is **\$176,160,086**.

Operating Expenditures – Appendix D

The draft 2022-23 operating expense budget is **\$177,293,497** which is an increase of \$1.65 million (0.94%) relative to the 2021-22 revised estimates operating expense budget.

One of the largest increases is in Other Expenses which includes \$1,033,230 for 1% salary increases for all non-executive employee groups as per *2022:SB09 2022-23 Estimates* from the Ministry of Education.

Other notable changes include a \$1.2 million increase in amortization of capital assets. As noted above, this is due to higher capital spending in recent years and a Ministry change in the useful life of computer hardware from 5 years to 3 years. This amount is almost completely offset by a corresponding increase in revenue (Amortization of Deferred Capital Contributions).

Lastly, the decrease in Supplies and Services is due to a reduction in school budgets in relation to the centralized device equity plan and spending down school carryovers as well as less planned deferred GSN grant revenue to spend in 2022-23.

Capital Expenditures – Appendix E

The total draft estimated capital spend for 2022-23 is **\$34.4 million**. Of this total, \$22.5 million is estimated to be the combined spending on capital priorities in progress (predominantly Kingston West and St. Joseph’s Catholic Elementary School).

Surplus/Deficit – Appendix F

The total projected draft deficit for 2022-23 is \$1,133,411 however, \$216,589 are amounts that are not available for the Board’s compliance calculation. Most of this is Education Development Charges revenue which is being used towards the land purchase in Kingston West. This brings the Board’s deficit available for compliance to **\$1,350,000**. This deficit amount is the total budget for non-Ministry funded furniture, equipment, and IT purchases related to the Kingston West Catholic Elementary School and St. Joseph’s Catholic Elementary School capital projects. This deficit will be funded using existing accumulated surpluses which were set aside for this purpose in previous years.

This deficit is compliant with the Ministry’s Balanced Budget Determination which allows for an in-year deficit of up to 1% of the Board’s Operating Allocation (\$1.52 million).

The required In-Year Deficit Elimination Plan (IYDEP) is also attached (Appendix H) and requires Board of Trustee approval as per Ontario Regulation 280/19.

Recommendation:

That the Board approve the 2022-2023 Operating Budget of \$177,293,497, the 2022-2023 Capital Budget of \$34,402,323, and the In-Year Deficit Elimination Plan as presented.

Primary Responsibility for Follow-up

Chair of the Board

Vice-Chair of the Board

Senior Administration v

Breanne Bradshaw, Superintendent of Finance & Business Services

Other

Appendix A1

Enrolment Comparison Estimates 2022-23 to Revised Estimates 2021-22

	Estimates 2022-23	Revised Estimates 2021-22	Increase (Decrease)	% Increase (Decrease)
Elementary	7,792.00	7,867.50	(75.50)	-0.96%
Secondary	3,555.47	3,572.86	(17.39)	-0.49%
Adult and Continuing Education	316.68	318.87	(2.19)	-0.69%
	11,664.15	11,759.23	(95.08)	-0.81%

Appendix A2

Historical Enrolment Comparison

	Actual 2015-16	Actual 2016-17	Actual 2017-18	Actual 2018-19	Actual 2019-20	Actual 2020-21	Revised Estimates 2021-22	Estimates 2022-23
Junior Kindergarten	706.50	780.75	707.50	741.75	759.75	665.00	731.00	671.00
Senior Kindergarten	810.00	752.12	819.31	746.75	771.00	776.75	738.50	747.00
Grades 1 to 3	2,480.25	2,451.00	2,426.75	2,450.00	2,387.50	2,354.50	2,381.00	2,359.00
Grades 4 to 8	3,726.50	3,808.50	3,963.75	3,998.50	4,070.29	3,965.00	4,017.00	4,015.00
Elementary Subtotal	7,723.25	7,792.37	7,917.31	7,937.00	7,988.54	7,761.25	7,867.50	7,792.00
Secondary	3,669.77	3,610.20	3,566.69	3,512.28	3,539.39	3,536.21	3,572.86	3,555.47
Subtotal Under 21	11,393.02	11,402.57	11,484.00	11,449.28	11,527.93	11,297.46	11,440.36	11,347.47
% Increase (Decrease)	0.06%	0.08%	0.71%	-0.30%	0.69%	-2.00%	-0.08%	-0.81%
Pupils Over 21 Years	268.50	284.50	266.50	209.50	246.50	281.50	259.00	238.00
Continuing Education	50.89	46.81	47.57	50.59	58.53	55.85	46.73	65.54
Summer School	19.21	13.82	20.83	21.42	-	15.95	13.14	13.14
	338.60	345.13	334.90	281.51	305.03	353.30	318.87	316.68
Subtotal Continuing Education and Summer School								
% Increase (Decrease)	4.60%	1.93%	-2.96%	-15.94%	8.35%	15.82%	13.27%	-0.69%
Total Enrolment	11,731.62	11,747.70	11,818.90	11,730.79	11,832.96	11,650.76	11,759.23	11,664.15
Enrolment Increase (Decrease)	21.58	16.08	71.20	(88.11)	102.17	(182.20)	28.44	(95.08)
% Increase (Decrease)	0.18%	0.14%	0.61%	-0.75%	0.87%	-1.54%	0.24%	-0.81%

Appendix B

Staffing Summary

	Financial Statements	Revised Estimates	Estimates	Increase (Decrease) from Revised Estimates	% Increase (Decrease)
	2020-21	2021-22	2022-23		
Classroom Instruction, Teacher Assistants and Early Childhood Educators					
Classroom Instruction Staff (including VP Instruction Time)	712.6	698.8	694.7	(4.0)	-0.6%
Teacher Assistants	215.8	225.3	217.0	(8.3)	-3.7%
Early Childhood Educators	54.5	51.0	49.0	(2.0)	-3.9%
Student Support					
Social Services	3.5	4.0	4.0	-	0.0%
Child and Youth Workers	24.0	25.3	25.0	(0.3)	-1.0%
Speech Services	7.2	7.7	8.2	0.5	6.5%
Psychological Services	3.0	3.0	3.0	-	0.0%
Attendance Counselling	1.0	2.0	4.0	2.0	100.0%
Computer or Other Technical Services	15.0	14.5	15.0	0.5	3.4%
Administrative Support Staff	3.0	3.5	4.0	0.5	14.3%
Other Professionals and Paraprofessionals	18.4	19.1	19.6	0.5	2.6%
Library and Guidance					
Library Teachers	6.7	6.7	6.7	-	0.0%
Guidance Teachers	7.9	8.0	8.0	-	0.0%
Library Technicians	9.6	5.8	-	(5.8)	-100.0%
School Administration					
Principals and Vice-Principals (Administrative Time)	48.8	48.0	48.8	0.8	1.7%
Administrative Support Staff	63.3	63.4	63.6	0.2	0.3%
Coordinators and Special Assignment Teachers					
	16.3	19.5	21.0	1.5	7.7%
Administration and Governance					
Trustees	12.0	12.0	12.0	-	0.0%
Directors and Supervisory Officers	7.0	7.0	7.0	-	0.0%
Director's Office	7.3	8.5	8.5	-	0.0%
Finance	7.5	8.0	8.0	-	0.0%
Procurement	1.0	1.0	1.0	-	0.0%
Human Resource Administration	9.0	9.5	11.0	1.5	15.8%
Payroll Administration	6.0	6.0	6.0	-	0.0%
Information Technology Administration	5.0	6.0	6.0	-	0.0%
School Operations					
Managerial or Professional	5.5	5.5	7.0	1.5	27.3%
Administrative Support Staff	2.0	2.0	2.0	-	0.0%
Custodial Staff	86.3	83.6	83.2	(0.4)	-0.5%
Maintenance	12.0	11.0	11.0	-	0.0%
Total Full-Time Equivalent	1,370.9	1,365.6	1,354.3	(11.3)	-0.8%

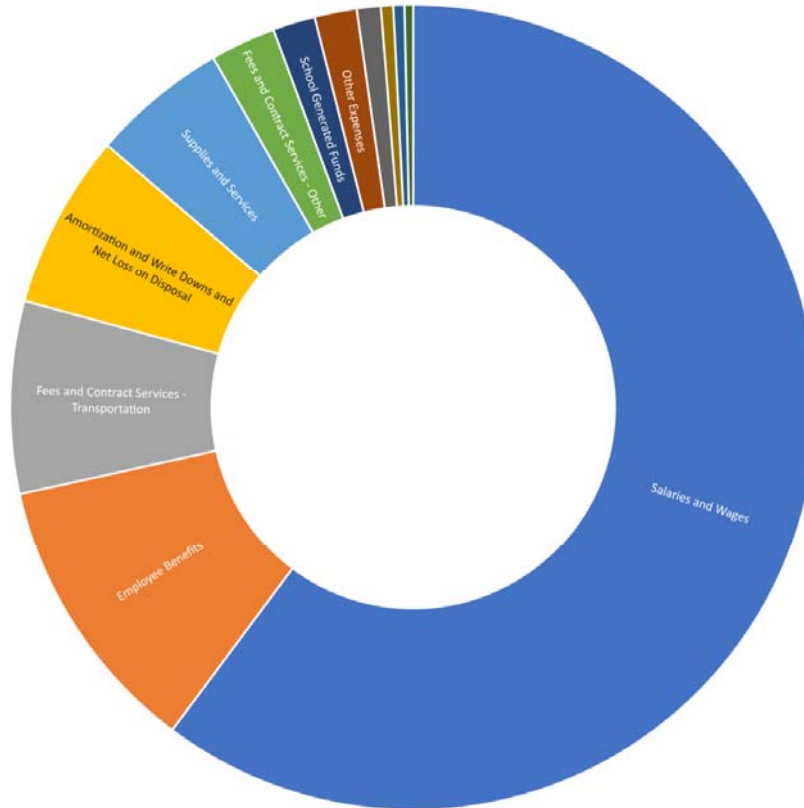
Revenue Summary

	Financial Statements 2020-21	Revised Estimates 2021-22	Estimates 2022-23	Increase (Decrease) from Revised Estimates	% Increase (Decrease)
General Operating Allocation Grants					
Pupil Foundation	63,192,023	64,417,463	64,649,386	231,923	0.36%
School Foundation	10,213,461	10,308,628	10,529,715	221,087	2.14%
Special Education	19,181,883	19,656,345	19,912,578	256,233	1.30%
Language	2,196,817	2,250,168	2,434,452	184,284	8.19%
Supported Schools	1,157,851	1,163,549	1,225,431	61,882	5.32%
Remote and Rural	2,169,815	2,188,303	2,227,689	39,386	1.80%
Rural and Northern Education	348,277	331,055	327,676	(3,379)	-1.02%
Learning Opportunities	1,368,561	1,460,557	1,488,663	28,106	1.92%
Continuing Education and Other Programs	1,512,984	1,383,786	1,380,567	(3,219)	-0.23%
Cost Adjustment and Teacher Qualification	11,132,799	11,328,867	11,251,900	(76,967)	-0.68%
New Teacher Induction Program	119,228	124,202	158,068	33,866	27.27%
ECE Qualification and Experience	721,197	771,572	761,959	(9,613)	-1.25%
Restraint Savings	(86,507)	(86,507)	(86,507)	-	0.00%
Transportation	11,147,386	11,688,205	11,681,645	(6,560)	-0.06%
Administration and Governance	4,541,804	4,519,905	4,538,103	18,198	0.40%
School Operations	12,004,607	12,156,911	12,298,374	141,463	1.16%
Community Use of Schools	165,586	163,680	164,053	373	0.23%
Declining Enrolment Adjustment	492,208	123,052	252,982	129,930	105.59%
Indigenous Education	1,832,279	1,612,731	1,610,049	(2,682)	-0.17%
Mental Health and Well-Being	551,478	676,715	1,028,675	351,960	52.01%
Supports for Students Fund	1,349,889	1,349,889	1,380,795	30,906	2.29%
Program Leadership Grant	905,864	999,389	1,000,496	1,107	0.11%
Support for COVID-19 Outbreak	195,002	-	-	-	0.00%
Funding Stabilization Allocation	572,011	-	-	-	0.00%
COVID-19 Learning Recovery Fund	-	-	2,073,871	2,073,871	100.00%
Permanent Financing of NPF	116,347	116,347	116,347	-	0.00%
Trustees' Association Fee	43,017	55,384	56,048	664	1.20%
Transfer to Deferred Revenue for Minor Capital	(3,677,571)	(3,717,620)	(3,810,174)	(92,554)	2.49%
	143,468,296	145,042,576	148,652,841	3,610,265	2.49%
Capital Grants Used for Operating Expenses					
Temporary Accommodation	368,781	305,001	334,012	29,011	9.51%
Minor TCA	1,719,113	2,752,620	1,055,174	(1,697,446)	-61.67%
Interest on Capital	1,007,789	988,214	947,325	(40,889)	-4.14%
School Renewal	201,757	700,000	700,000	-	0.00%
	3,297,440	4,745,835	3,036,511	(1,709,324)	-36.02%
Transfer from Deferred Revenues	(954,212)	1,967,657	1,057,479	(910,178)	-46.26%
Total Ministry of Education Legislative Grants	145,811,524	151,756,068	152,746,831	990,763	0.65%
Other Revenues					
Other Provincial Grants	7,771,866	9,534,778	5,534,373	(4,000,405)	-41.96%
School Generated Funds	1,642,616	1,358,518	3,013,096	1,654,578	121.79%
Federal Grants and Fees	469,219	419,769	425,886	6,117	1.46%
Investment Income	104,890	130,000	130,000	-	0.00%
Other Fees and Revenues from School Boards	81,445	73,404	74,185	781	1.06%
Fees and Revenues from Other Sources	966,912	1,312,850	1,836,820	523,970	39.91%
Amortization of Deferred Capital Contributions	9,998,230	11,167,539	12,398,895	1,231,356	11.03%
	21,035,178	23,996,858	23,413,255	(583,603)	-2.43%
Total Revenue	166,846,702	175,752,926	176,160,086	407,160	0.23%

Appendix D

Expense Summary

	Financial Statements 2020-21		Revised Estimates 2021-22		Estimates 2022-23		Increase (Decrease) from Revised Estimates	% Increase (Decrease)
Salaries and Wages	105,572,751	64.16%	106,857,684	60.84%	106,733,928	60.20%	(123,756)	-0.12%
Employee Benefits	19,090,361	11.60%	19,670,545	11.20%	20,104,844	11.34%	434,299	2.21%
Fees and Contract Services - Transportation	11,696,391	7.11%	13,696,293	7.80%	13,662,008	7.71%	(34,285)	-0.25%
Amortization and Write Downs and Net Loss on Disposal	10,058,462	6.11%	11,227,772	6.39%	12,474,307	7.04%	1,246,535	11.10%
Supplies and Services	9,892,084	6.01%	11,379,862	6.48%	9,659,131	5.45%	(1,720,731)	-15.12%
Fees and Contract Services - Other	3,217,156	1.96%	5,097,456	2.90%	4,659,112	2.63%	(438,344)	-8.60%
School Generated Funds	1,699,738	1.03%	1,375,082	0.78%	3,013,096	1.70%	1,638,014	119.12%
Other Expenses	494,749	0.30%	1,973,376	1.12%	3,003,023	1.69%	1,029,647	52.18%
Personal Protective Equipment and Critical Supplies & Equipment Gifts-in-Kind	827,969	0.50%	1,900,000	1.08%	1,700,000	0.96%	(200,000)	-10.53%
Interest Charges on Capital	984,749	0.60%	937,038	0.53%	875,841	0.49%	(61,197)	-6.53%
Staff Development	416,043	0.25%	950,687	0.54%	786,988	0.44%	(163,699)	-17.22%
Rental Expense	587,504	0.36%	573,248	0.33%	621,219	0.35%	47,971	8.37%
Total Expenses	164,537,957	100.00%	175,639,043	100.00%	177,293,497	100.00%	1,654,454	0.94%



Appendix E

Capital Spend Summary

	Financial Statements 2020-21	Revised Estimates 2021-22	Estimates 2022-23
School Condition Improvement	9,354,465	7,600,000	7,700,000
School Renewal	1,227,011	1,650,000	1,400,000
COVID-19 Resilience Infrastructure Stream	3,636,805	838,695	-
Climate Action Incentive Fund	323,454	-	-
Temporary Accommodation	-	-	-
Minor TCA	1,958,458	965,000	2,755,000
	<u>16,500,193</u>	<u>11,053,695</u>	<u>11,855,000</u>
Capital Priorities	71,314	10,800,000	12,066,375
Child Care	-	-	5,017,259
EarlyON Child and Family Centre	-	-	2,166,003
Full Day Kindergarten	-	-	-
Land Priorities	-	-	-
Proceeds of Disposition	-	-	2,083,438
Education Development Charges	-	-	-
Accumulated Surplus	-	-	1,214,248
	<u>71,314</u>	<u>10,800,000</u>	<u>22,547,323</u>
Total Capital Spend	16,571,507	21,853,695	34,402,323

Appendix F

Surplus (Deficit) Available for Compliance

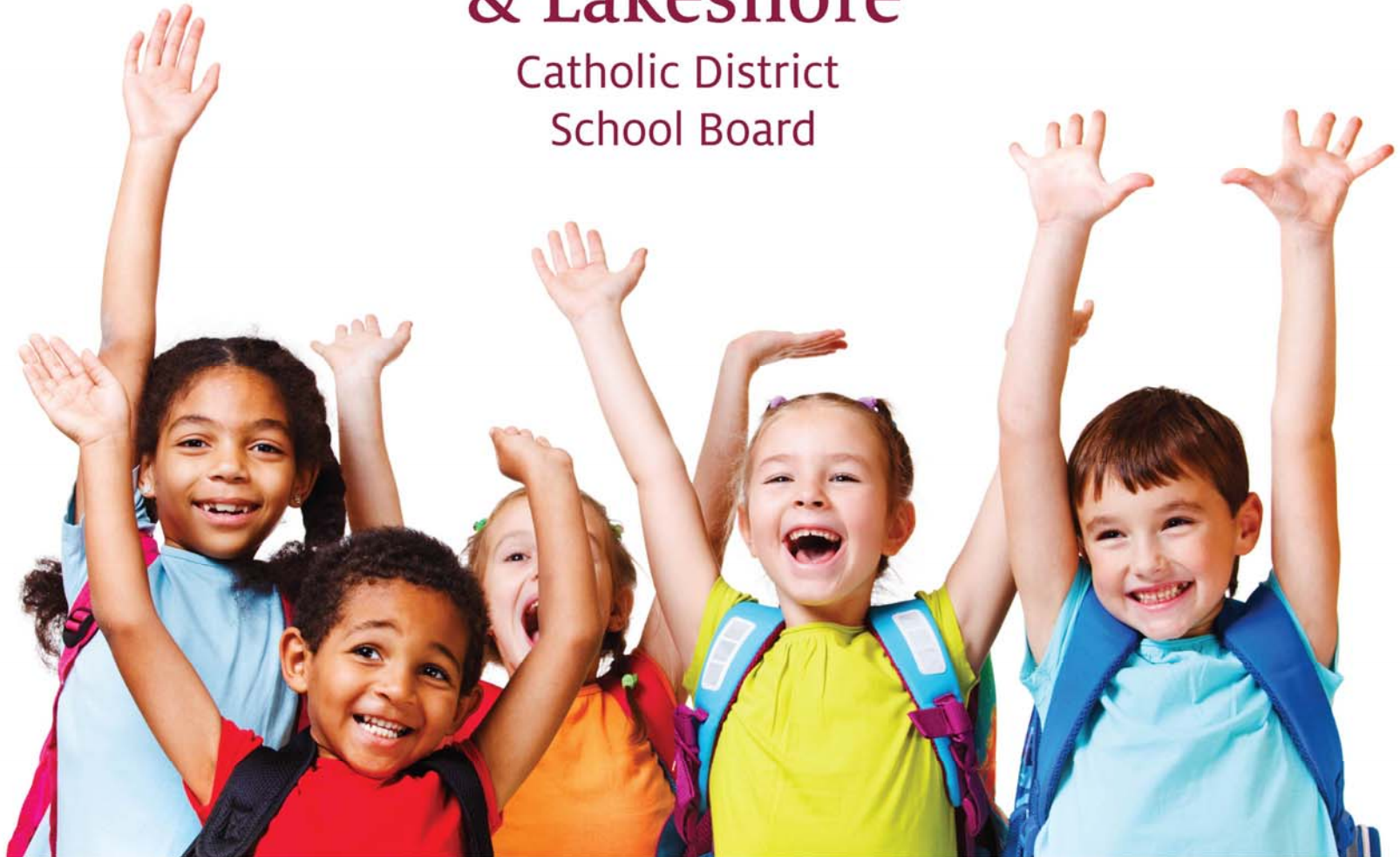
	Financial Statements 2020-21	Revised Estimates 2021-22	Estimates 2022-23
Total Grants and Revenues	166,846,702	175,752,926	176,160,086
Total Expenses	164,537,957	175,639,043	177,293,497
Total Surplus (Deficit)	2,308,745	113,883	(1,133,411)
Less Amounts Not Available for Compliance:			
Employee Future Benefits	(717,967)	-	-
Revenues Recognized for Land	(292,890)	(293,900)	(292,000)
Committed Capital Projects	-	60,233	75,411
Other (SGF, Interest, etc.)	46,221	-	-
Subtotal	(964,636)	(233,667)	(216,589)
Total Surplus (Deficit) Available for Compliance	1,344,109	(119,784)	(1,350,000)

Appendix G



Algonquin & Lakeshore

Catholic District
School Board



OUR VISION |

We imagine a world where all are empowered to reach their full potential through faith and service.

OUR MISSION |

The ALCDSB builds faith-filled learning communities where each member is loved, inspired, and successful.

OUR PRIORITIES |

- Faith
- Equity & Well-Being
- Achievement & Innovation
- Resource Management

Algonquin & Lakeshore
Catholic District School Board



2022-23 Ministry of Education Funding

- Grants for Student Needs (GSN) and other funding announcements were made on February 17 and March 25, 2022
- Introduction of Ontario's Learning Recovery Action Plan
- Overall, the Province is projecting GSN funding to be \$26.1 billion which is an increase of 2.7% compared to 2021-22
- Average provincial per pupil funding is projected to increase 2.7% from 2021-22








Memos and Publications Released

- 2022:B02 Learning Recovery Action Plan
- 2022:B03 2022-23 Grants for Student Needs Funding
- 2022:B04 Capital Funding for the 2022-23 School Year
- 2022:B05 2022-23 Priorities and Partnerships Funding (PPF)
- 2022:SB04 Student Transportation – Grants for Student Needs, 2022-23
- 2022:SB08 Special Education Grant Changes for 2022-23
- 2022:SB09 2022-23 Estimates (District School Boards)
- 2022:SB11 \$10 million Student Mental Health Investment Details
- 2022-23 Technical Paper
- Grants for Student Needs Projections for the 2022-23 School Year



Learning Recovery Action Plan (2022:B02)

-  1. Measure and assess
-  2. Strengthen numeracy and literacy skills
-  3. Focus on student resilience and mental well-being
-  4. Deliver comprehensive tutoring supports
-  5. Modernize education

Ontario



Algonquin & Lakeshore
Catholic District School Board



1. Measure and Assess

- EQAO provincial assessments are being re-introduced this year following a two-year pause

Education Quality and
Accountability Office



Algonquin & Lakeshore
Catholic District School Board



2. Strengthen Numeracy and Literacy Skills

- New grant for evidence-based reading programs and professional assessments to support learning recovery (2021-22)
- Continuing with summer learning opportunities (2022)
- Funding for fully de-streamed Grade 9 and early interventions for students with special education needs
- Fourth year of Math Strategy funding



3. Focus on Student Resilience and Mental Well-Being

- Stabilizing mental health funding introduced last year (\$80 million) by securing the funding in the GSN and providing an additional \$10 million for mental health programs and resources



4. Deliver Comprehensive Tutoring Supports

- Significant investment in expanded tutoring supports for the remainder of 2021-22 and into the 2022-23 school year
- Programs in place from April 1 – December 31, 2022
- Parameters:
 - Average group size of 5 students
 - Variety of times to meet student need (during the school day, before-and-after school, on weekends, and in the summer)
 - Prioritization of math and literacy skills and other foundational learning skills
 - May be delivered by local community partners and third parties



5. Modernize Education

- Investments to:
 - Revise curriculum with a focus on job and life skills
 - Launch entrepreneurship education pilot programs
 - Pilot experiential learning programs
 - Expand dual credit programs
 - Develop online modules on skills students need to succeed in the skilled trades and funding experiential learning for guidance counsellors to help students navigate skilled trades pathways



Grants for Student Needs (GSN) (2022:B03)

- Support student learning needs (\$651.1 million)
- Priority investments (\$103.3 million)
- Labour-related changes
- Keeping up with costs
- Supply chain centralization
- Priorities and Partnerships Fund (PPF) & Other Languages in Education (OLE) transfers to GSN
- Enhanced accountability measures
- Ongoing implementation and other changes



Support Student Learning Needs

- **Supports for Students Fund (SSF) continuing into 2022-23**
 - Provides flexible funding to school boards to support the learning needs of students consistent with central agreement obligations
 - Any funding beyond 2022-23 is subject to the upcoming round of central bargaining
- **COVID-19 Learning Recovery Fund**
 - Time-limited and temporary additional staffing supports to address learning recovery, the implementation of the first year of a fully de-streamed grade 9, the delivery of remote learning, supports for special education, and maintaining enhanced cleaning standards
 - Funding is equivalent to the staffing portion previously provided under the 2021-22 COVID-19 PPF supports
- **Time-limited funding through the Recent Immigration Supplement of the Language Grant which was introduced in 2021-22**



Priority Investments

- Student mental health
- Local special education priorities
- Increase Special Equipment Amount (SEA) Per-Pupil Amount
- Broadband Network Operations



Labour-Related Changes

- Salary benchmarks for principals and vice-principals will be increased by 1%
- Benefits funding adjustments
- Funded salary benchmarks for principals and vice-principals and school office supports staff are being unified for the elementary and secondary panels (\$127,058, \$121,496, and \$46,922 respectively)
- Labour provision is being included for the first year of the upcoming round of central bargaining



Keeping Up With Costs

- 2.3% increase in non-staff portion of school operations allocation to assist with school boards in managing increases in commodity prices
- 3.15% increase in non-staff portion of school operations allocation to support the increased costs related to the need to run ventilation systems longer and replace filters more frequently
- Student Transportation Grant will be maintained at previous year's funding level



Supply Chain Centralization

- The Ministry has established an EDU Supply Chain Centralization Transition Working Group to serve as a resource for school boards as the government and Supply Ontario move forward with supply chain centralization



Priorities and Partnerships Fund (PPF) & Other Languages in Education (OLE) Transfers to GSN

- Parents Reaching Out (PRO)
- Canada-Ontario Agreement for French as a Second Language
- Well-Being and Mental Health Bundle
- Learning and Innovation Fund for Teachers (LIFT)



Enhanced Accountability Measures

- Introducing a class size compliance framework to the secondary panel



Ongoing Implementation and Other Changes

- Differentiated funding for online learning (assumed 15% of students will take one course online in 2022-23 funded at 30:1)
- Fourth year of the five-year phase-in of updates to School Facility Operations and Renewal Grant to reflect secondary class size of 23



Capital Funding (2022:B04)

- Provincial School Condition Improvement investments are \$1.07 billion
- Provincial School Renewal investments are \$370 million
- Provincial Temporary Accommodation investments are \$40 million
- ALCDSB allocations are \$7,204,539, \$2,234,784, and \$334,012 respectively



Priorities and Partnerships Funding (PPF) (2022:B05)

PPF Programs	Provincial	ALCDSB (Confirmed)
Expanded Summer Learning and Tutoring Supports	\$210.32 million	\$1,094,400
French Language Education	1.20 million	-
Indigenous Education	6.61 million	-
Math	43.30 million	394,500
Mental Health and Well-Being	7.99 million	8,800
Special Education	7.48 million	9,500
Student Pathways	20.44 million	32,000
Supporting Student Potential	36.15 million	139,100
System Support	21.00 million	0
Total	\$354.49 million	\$1,678,300

Student Transportation (2022:SB04)

- Ministry is continuing the student transportation review with the goal to achieve a more effective, accountable, and needs-based student transportation system
- For the 2022-23 school year, the Student Transportation Grant will be maintained at prior years' funding level with adjustments to reflect enrolment growth
- For 2022-23, the Student Transportation grant will provide for a cost update amount of 2% (this amount is currently not reflected in the board-by-board allocations and an update on the distribution of funding will be provided at a later time)



Special Education Funding (2022:SB08)

- Special Education Supports PPF will be transferred to the Special Education Grant DSENA
- Additional funding via the SEA per pupil amount
- MOE is inviting boards to submit renewal applications for existing Education and Community Partnership Programs (ECPP)



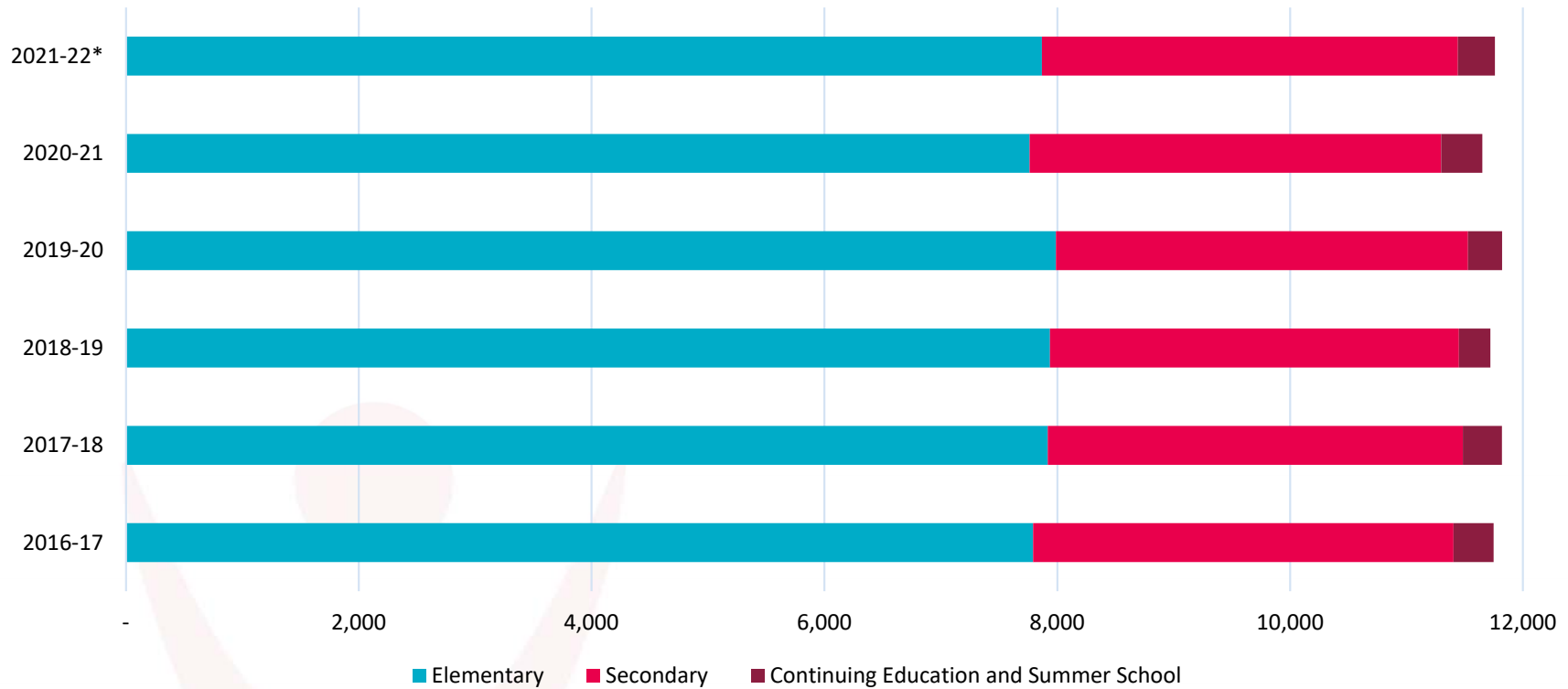
Mental Health (2022:SB11)

- New investment to foster the resilience and mental well-being of all students
- New investment to implement evidence-based mental health programs and resources
- New student mental well-being allocation
- Supporting Student Mental Health PPF is moving to the GSN



Enrolment Trends

Enrolment by Panel

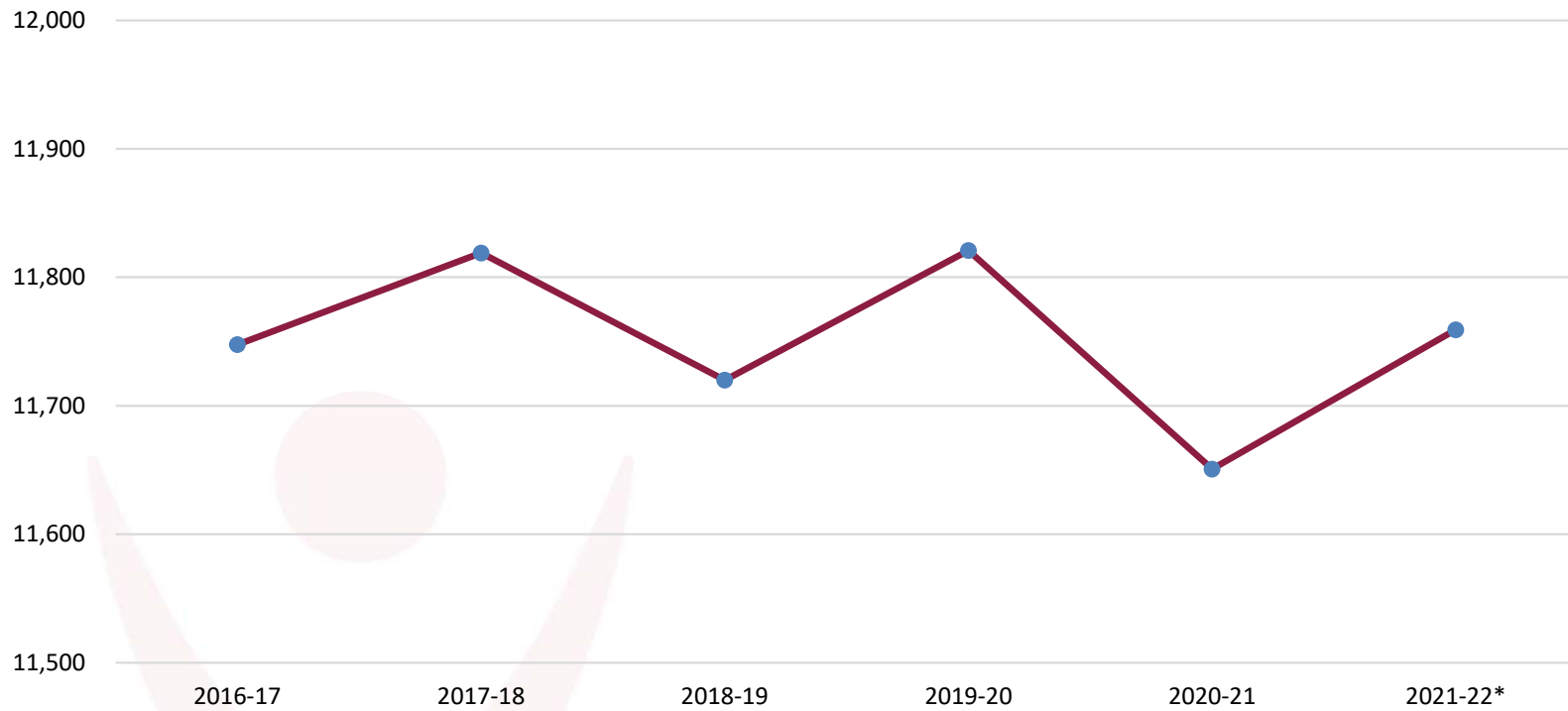


*Projected



Enrolment Trends

Total Enrolment by Year

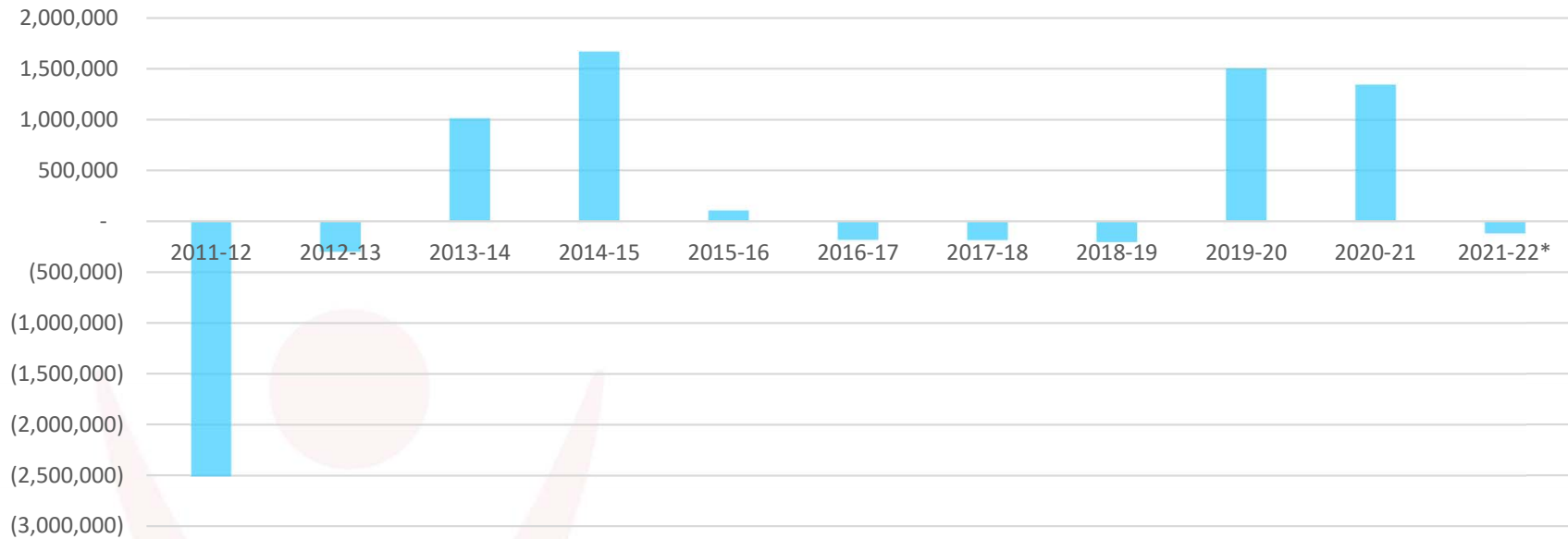


*Projected



Historical Surplus (Deficit)

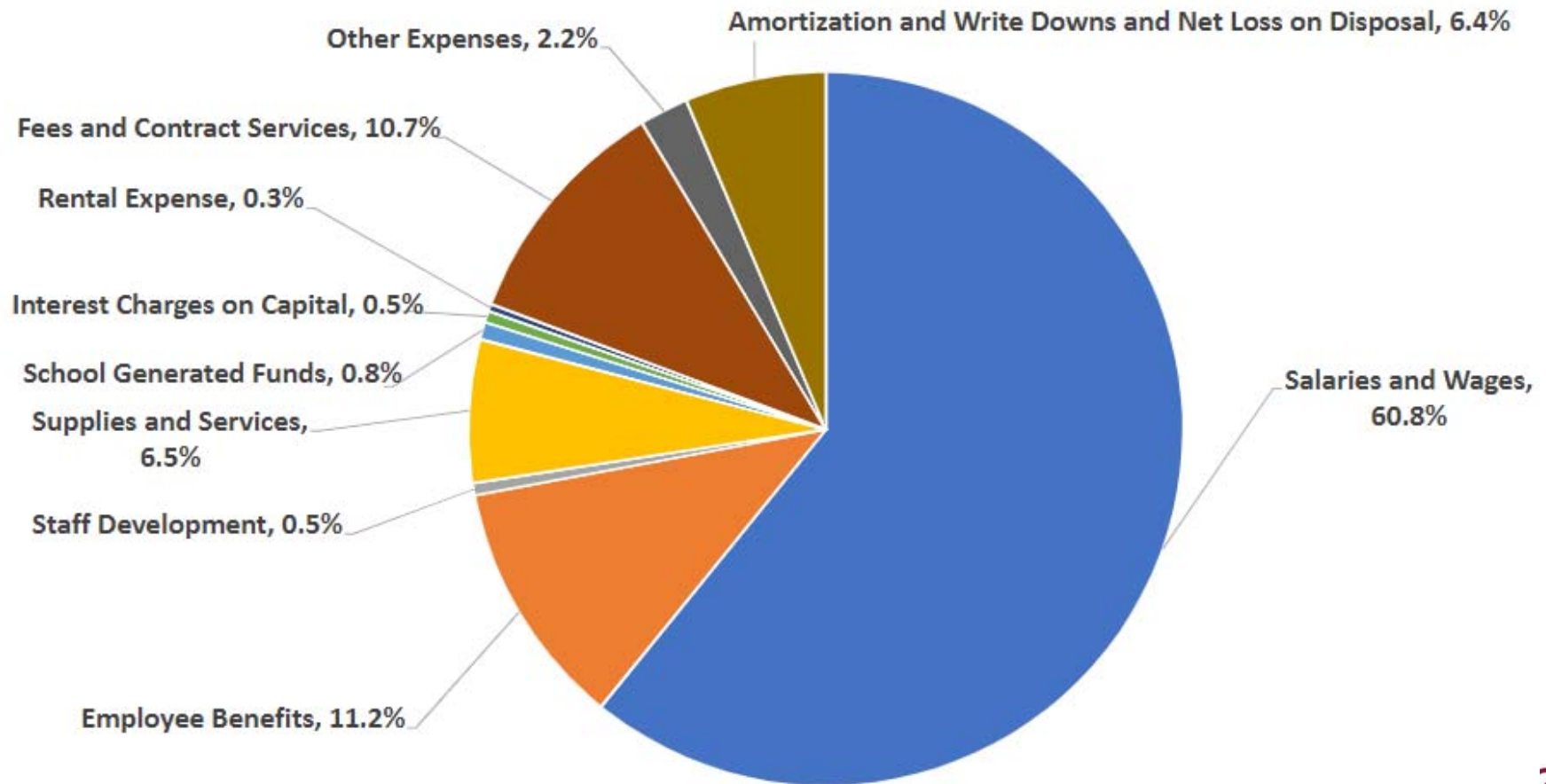
Surplus/Deficit Available for Compliance



*Projected



Annual Expenditures*



*Based on 2021-22 revised estimates

Algonquin & Lakeshore
Catholic District School Board



Questions?



Algonquin & Lakeshore
Catholic District School Board

